


# BMG Gold BullionFund

Class S1 - Canadian Dollars



BMG Gold BullionFund is an open-end mutual fund trust that invests only in gold bullion.

### Fund Objective

BMG Gold BullionFund's objective is to provide a secure, convenient, low-cost, medium-risk alternative for investors seeking bullion for capital preservation, capital appreciation, portfolio diversification and portfolio hedging.

### Fund Strategy

BMG Gold BullionFund is an open-end mutual fund trust that invests in unencumbered gold bullion with allocated and insured storage. No derivatives, futures contracts, options or certificates are used, and BMG Gold BullionFund does not attempt to time the market. The fund invests in a responsible manner and adheres to the "criteria for responsible investing."

**No Paper Bullion** - BMG Gold BullionFund does not invest in shares of mining companies, certificates, pooled accounts, closed-end funds, ETFs, derivatives, or bullion proxies of any kind.

**Unencumbered Bullion** - BMG Gold BullionFund does not lease its holdings, and no derivatives, futures contracts or options are used.

**Allocated Storage** - BMG Gold BullionFund's bullion is stored on an allocated and insured basis under a custodial agreement with the Bank of Nova Scotia in their LBMA - member vault in Toronto. Reports on bullion holdings from ScotiaMocatta include details of the refiner, exact weight, purity and serial number for each bar. Bar holdings are published on the BMG website and holdings are audited by BDO Canada LLP as part of their annual audit.

**Third-Party Administrator** - RBC Investor Services is responsible for the Fund's banking, record keeping and daily valuation. RBC Investor Services processes all redemptions and purchases and pays authorized Fund expenses.

### Liquidity

Bullion is bought directly from or sold directly into the global bullion markets. Purchases or redemptions of any size can be accommodated without affecting Net Asset Value. As a result BMG Gold BullionFund has the same liquidity as gold bullion itself. In contrast, the liquidity of closed-end funds and ETFs are dependent on the number of shares that are traded.

### No Counterparty Risk

BMG Gold BullionFund owns the bullion outright, with no dependency on third parties and no possibility of third-party claims.

### Independent of Portfolio Management Skills

BMG Gold BullionFund has a fixed investment policy that cannot be varied without unitholder approval. Risk is avoided since BMG Gold BullionFund does not hedge, market time or leverage. As a result, performance tracks the price of bullion and is not dependent on the trading skills of a portfolio manager.

### Tax Efficient

No sales tax or withholding tax is applicable on bullion in Canada. All tax consequences on redemptions flow through to the redeeming unit holder. BMG Gold BullionFund is approved for all Canadian registered plans, including RRSPs, RRFs & TFSAs.

### About BMG Group Inc.

BMG Group Inc. (BMG) is a precious metals bullion company. BMG focuses on protecting investors' wealth through the purchase and storage of physical gold, silver and platinum bullion for wealth protection and true portfolio diversification.

### Risk Rating



See the Fund's Simplified Prospectus, for specific risks.

### Fund Facts

<b>Date of Inception:</b>	November 9, 2010
<b>Net Assets:</b>	\$99,136,173
<b>Assets - Class S1:</b>	\$1,126,898
<b>MER:</b>	1.04%
<b>NAV per Unit:</b>	\$10.01
<b>Fund Code:*</b>	BMG271

Various classes of the Fund offered for sale. Available in Class A, B, C, E, F, G, I, S. Please consult with your advisor to determine which class is appropriate for you.

### Key Reasons to Invest in this Fund

- Very attractive fundamentals: because of increasing money supply, weakening currencies, and low to negative interest rates
- Physical supply constraints in physical gold bullion, increased demand above supply, falling mine production
- Gold Fund maintains all the attributes of pure bullion - highly liquid, no counterparty risk, trades at NAV and no manager dependency
- Protects against inflation, deflation, currency devaluation, diversifies portfolios and is a store of value
- No trading or market timing employed
- Generally no more than 5% of the NAV is held in cash
- No shorting of Gold Fund - Gold Fund units cannot be borrowed for shorting
- Units can be redeemed in physical bullion (conditions apply)

### Total Fund Holdings

<b>Metal</b>	<b>Ounces</b>
<b>Gold</b>	60,174

### Terms

<b>Minimum Investment:</b>	\$1,000
<b>Management Fee:</b>	0.45%
<b>Commission:</b>	up to 5.5%
<b>Subscription:</b>	on closing
<b>Redemption:</b>	daily
<b>Fund Type:</b>	open-end
<b>Auditor:</b>	BDO Canada LLP
<b>Legal Counsel:</b>	Fasken Martineau DuMoulin LLP
<b>Trustee:</b>	BMG Management Services Inc.
<b>Custodian:</b>	The Bank of Nova Scotia
<b>Administrator:</b>	RBC Investor Services
<b>Currency:</b>	Canadian Dollars
<b>Short-term Trading Fee:</b>	1.5%, 60 days (units held < 60 days)

### BMG Management Services Inc., a BMG Company | www.bmg-group.com | 888.474.1001

60 Renfrew Dr, Suite 280, Markham, ON L3R 0E1 Tel 905.474.1001 Fax 905.474.1091 info@bmg-group.com

This document is not to be construed as a public offering and is subject to more detailed information contained in the Simplified Prospectus and Annual Information Form dated September 26, 2016. For non-residents of Canada units in the Fund are restricted to accredited investors and are offered on an exempt basis in those jurisdictions where they may lawfully be sold. Commissions, trailing commissions, management fees and expenses may all be associated with mutual fund investments. Fund performance not available for funds with a history of less than one year. Mutual funds are not guaranteed, their values change frequently and past performance may not be repeated.




# BMG Gold Bullion Fund

Class S1 - Canadian Dollars

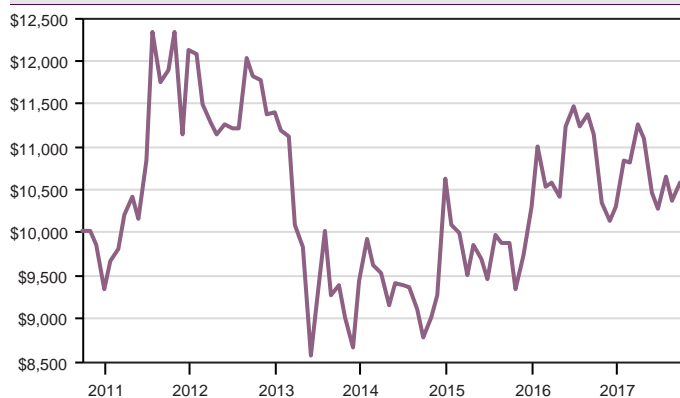
## Compounded Annual Returns\*

Class S1 - Inception Date November 9, 2010



\*Compounded Annual Returns are for periods greater than one year

## Current Value of a \$10,000 Investment is \$10,567



## Return and Risk Analysis

<b>Compounded Annual Return Since Inception</b>	0.8%
<b>Best Month (January 2015)</b>	14.8%
<b>Worst Month (June 2013)</b>	-12.8%
<b>Percent Profitable Months</b>	42.9%
<b>Annualized Standard Deviation</b>	
Last 12 Months	13.2%
Since Inception	16.9%
<b>Sharpe Ratio</b>	
Last 12 Months	-0.4
Since Inception	0.1
<b>Sortino Ratio</b>	
Last 12 Months	-0.27
Since Inception	-0.09

## Calendar Year Returns

