


BMG BullionFund

Class E15 - Canadian Dollars



BMG BullionFund is a Canadian open-end mutual fund trust that invests only in London Good Delivery gold, silver and platinum bars.

Investment Objective

The Fund's objective is to provide a secure, convenient, low cost, medium-risk alternative for investors seeking bullion for capital preservation, capital appreciation, portfolio diversification and portfolio hedging.

Fund Strategy

BMG BullionFund is an open-end mutual fund trust with a fixed investment policy that requires it to purchase equal dollar amounts of unencumbered gold, silver and platinum bullion. No derivatives, futures contracts, options or certificates are used, and BMG BullionFund does not attempt to time the market. The fund invests in a responsible manner and adheres to the "criteria for responsible investing."

No Paper Bullion - BMG BullionFund does not invest in shares of mining companies, certificates, pooled accounts, closed-end funds, ETFs, derivatives, or bullion proxies of any kind.

Unencumbered Bullion - BMG BullionFund does not lease its holdings, and no derivatives, futures contracts or options are used.

Allocated Storage - BMG BullionFund's bullion is stored on an allocated and insured basis under a custodial agreement with the Bank of Nova Scotia in their LBMA - member vault in Toronto. Reports on bullion holdings from ScotiaMocatta include details of the refiner, exact weight, purity and serial number for each bar. Bar holdings are published on the BMG website and holdings are audited by BDO Canada LLP as part of their annual audit.

Third-Party Administrator - RBC Investor Services is responsible for the Fund's banking, record keeping and daily valuation. RBC Investor Services processes all redemptions and purchases and pays authorized Fund expenses.

Liquidity

Bullion is bought directly from or sold directly into the global bullion markets. Purchases or redemptions of any size can be accommodated without affecting Net Asset Value. As a result the Fund has the same liquidity as gold, silver and platinum bullion itself. In contrast, the liquidity of closed-end funds and ETFs are dependent on the number of shares that are traded.

No Counterparty Risk

BMG BullionFund owns the bullion outright, with no dependency on third parties and no possibility of third-party claims.

Independent of Portfolio Management Skills

BMG BullionFund has a fixed investment policy that cannot be varied without unitholder approval. Risk is avoided since the Fund does not hedge, market time, leverage or rebalance holdings. As a result, performance tracks the price of bullion and not the trading skills of a portfolio manager.

Tax Efficient

No sales tax or withholding tax is applicable on bullion in Canada. All tax consequences on redemptions flow through to the redeeming unitholder. The BMG BullionFund is approved for all Canadian registered plans, including RRSPs, RRIFs & TFSAs.

About Bullion Management Group Inc.

Bullion Management Group Inc. (BMG) is a precious metals bullion company. BMG focuses on protecting investors' wealth through the purchase and storage of physical gold, silver and platinum bullion for wealth protection and true portfolio diversification.

Risk Rating



See the Fund's Simplified Prospectus, for specific risks.

Fund Facts

Date of Inception:	February 20, 2008
Net Assets:	\$185,997,672
Assets - Class E15:	\$1,054,864
MER:	1.03%
NAV per Unit:	\$12.18
Fund Code*:	BMG915

Various classes of the Fund offered for sale. Available in Class A, B, C, E, F, G, I, S. Please consult with your advisor to determine which class is appropriate for you.

Key Reasons to Invest in this Fund

- Very attractive fundamentals: because of increasing world money supply, weakening currencies, and low to negative interest rates
- Physical supply constraints in physical gold, silver and platinum bullion, increased demand above supply, falling mine production
- The purest bullion fund that maintains all the attributes of bullion - highly liquid, no counterparty risk, trades at NAV and no manager dependency
- Protects against inflation, deflation, currency devaluation, diversifies portfolios and is a store of value

Total Fund Holdings

Metal	Ounces
Gold	56,212
Silver	2,864,244
Platinum	15,182

Terms

Minimum Investment:	\$50,000,000
Management Fee:	0.50%
Commission:	up to 5% maximum
Subscription:	daily
Redemption:	daily
Fund Type:	open-end
Auditor:	BDO Canada LLP
Legal Counsel:	Fasken Martineau DuMoulin LLP
Trustee:	Bullion Management Services Inc.
Custodian:	The Bank of Nova Scotia
Administrator:	RBC Investor Services
Currency:	Canadian Dollars
Short-term Trading Fee:	1.5%, 60 days
(units held < 60 days)	

Bullion Management Services Inc., a BMG Company | www.bmgbullion.com | 888.474.1001

60 Renfrew Dr, Suite 280, Markham, ON L3R 0E1 Tel 905.474.1001 Fax 905.474.1091 info@bmgbullion.com

This document is not to be construed as a public offering and is subject to more detailed information contained in the Simplified Prospectus and Annual Information Form dated September 26, 2016. For non-residents of Canada units in the Fund are restricted to accredited investors and are offered on an exempt basis in those jurisdictions where they may lawfully be sold. Commissions, trailing commissions, management fees and expenses may all be associated with mutual fund investments. Fund performance not available for funds with a history of less than one year. Mutual funds are not guaranteed, their values change frequently and past performance may not be repeated.



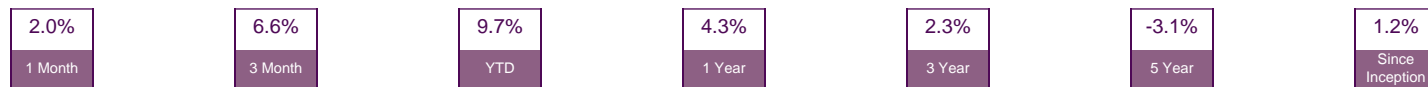
BULLION
MANAGEMENT
GROUP INC.

BMG BullionFund

Class E15 - Canadian Dollars

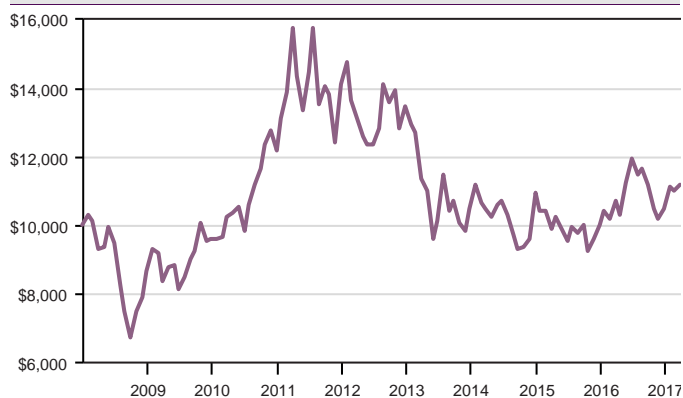
Compounded Annual Returns*

Class E15 - Inception Date February 20, 2008



*Compounded Annual Returns are for periods greater than one year

Current Value of a \$10,000 Investment is \$11,189



Return and Risk Analysis

Compounded Annual Return Since Inception	1.2%
Best Month (January 2015)	14.2%
Worst Month (September 2011)	-13.9%
Percent Profitable Months	54.1%
Annualized Standard Deviation	
Last 12 Months	17.1%
Since Inception	21.7%
Sharpe Ratio	
Last 12 Months	0.3
Since Inception	0.1
Sortino Ratio	
Last 12 Months	-0.01
Since Inception	-0.04

Calendar Year Returns

